




Verband Schweizer Porsche Clubs

Fédération des Clubs Porsche Suisse
Federazione Porsche Clubs Svizzera



FEDERATION DES CLUBS PORSCHE SUISSE

**** GT3 CC / PSSCS / PDC **** Circuit de Dijon Prenois ****

17,18 et 19 Août 2017

Essais Libres PDC Séance 1

Historique de la séance

Lieu	Seq	Temps	Tour	Tps Tour
------	-----	-------	------	----------

No 707 MEISTER Peter (Rg=3)

Pass	4	2:06.103		
Pass	17	3:40.116	1	1:34.013**
Pass	32	5:15.669	2	1:35.553
Pass	47	6:49.408	3	1:33.739*
Pass	63	8:22.996	4	1:33.588*
Pass	79	9:56.098	5	1:33.102*
Pass	93	11:29.883	6	1:33.785
Pass	106	13:02.665	7	1:32.782*
In	119	14:39.408	8	1:36.743
Pass	143	17:45.091	9	3:05.683
Pass	150	19:18.956	10	1:33.865
Pass	160	20:50.720	11	1:31.764*

No 710 ROHR Arnold (Rg=9)

Pass	13	2:42.863		
Pass	28	4:28.347	1	1:45.484*
Pass	44	6:08.638	2	1:40.291*
Pass	60	7:48.695	3	1:40.057*
Pass	77	9:27.941	4	1:39.246*
Pass	91	11:06.424	5	1:38.483*
Pass	104	12:45.262	6	1:38.838
Pass	117	14:22.230	7	1:36.968*
Pass	130	16:00.336	8	1:38.106
In	144	17:49.167	9	1:48.831

No 722 SCHEER Fide (Rg=7)

Pass	3	2:05.874		
Pass	18	3:42.131	1	1:36.257*
Pass	34	5:22.891	2	1:40.760
Pass	49	7:03.418	3	1:40.527
Pass	65	8:42.229	4	1:38.811
In	80	10:25.134	5	1:42.905
Pass	109	13:30.060	6	3:04.926
Pass	123	15:06.913	7	1:36.853
Pass	133	16:46.880	8	1:39.967
Pass	146	18:25.049	9	1:38.169
Pass	154	20:02.619	10	1:37.570
Pass	163	21:40.961	11	1:38.342

No 723 BALSER Roli (Rg=8)

Pass	12	2:34.835		
Pass	25	4:16.599	1	1:41.764*
Pass	41	5:55.195	2	1:38.596*

Lieu	Seq	Temps	Tour	Tps Tour
------	-----	-------	------	----------

Pass	57	7:32.834	3	1:37.639*
Pass	71	9:11.808	4	1:38.974
Pass	86	10:48.303	5	1:36.495*
In	105	12:47.486	6	1:59.183

No 739 SALAMANCA Massimo (Rg=2)

Pass	7	2:21.526		
Pass	21	4:07.497	1	1:45.971*
Pass	37	5:45.227	2	1:37.730*
Pass	52	7:22.226	3	1:36.999*
Pass	68	8:55.627	4	1:33.401*
Pass	82	10:28.802	5	1:33.175*
Pass	95	11:59.519	6	1:30.717*
Pass	108	13:29.534	7	1:30.015*
Pass	121	15:03.039	8	1:33.505
In	136	16:48.839	9	1:45.800

No 741 ERIKSSON Tommy (Rg=13)

Pass	6	2:21.095		
Pass	20	4:03.039	1	1:41.944*
Pass	36	5:43.681	2	1:40.642*
Pass	54	7:25.792	3	1:42.111
Pass	70	9:09.816	4	1:44.024
Pass	87	10:50.344	5	1:40.528*
Pass	101	12:30.474	6	1:40.130*
Pass	114	14:12.875	7	1:42.401
Pass	129	15:51.897	8	1:39.022*
Pass	141	17:30.547	9	1:38.650*
In	152	19:37.990	10	2:07.443

No 745 FRÖLICH Rolf (Rg=10)

Pass	5	2:09.141		
Pass	19	3:52.683	1	1:43.542*
Pass	35	5:30.165	2	1:37.482*
Pass	51	7:09.112	3	1:38.947
Pass	67	8:48.687	4	1:39.575
Pass	81	10:28.221	5	1:39.534
Pass	96	12:08.124	6	1:39.903
Pass	110	13:46.975	7	1:38.851
Pass	125	15:26.920	8	1:39.945
In	140	17:27.479	9	2:00.559
Pass	159	20:40.431	10	3:12.952

No 747 GACHET Christophe (Rg=4)

Pass	8	2:21.993		
------	---	----------	--	--

Tous les résultats sur www.afcmicro.com

AFC Micro

Page 1/3


Le 18/08/2017 à 10:19





Verband Schweizer Porsche Clubs

Fédération des Clubs Porsche Suisse
Federazione Porsche Clubs Svizzera



**** GT3 CC / PSSCS / PDC **** Circuit de Dijon Prenois ****

17,18 et 19 Août 2017

Essais Libres PDC Séance 1

Historique de la séance

Lieu	Seq	Temps	Tour	Tps Tour
------	-----	-------	------	----------

No 747 GACHET Christophe (Rg=4)

Pass	23	4:08.475	1	1:46.482 *
Pass	40	5:50.793	2	1:42.318 *
Pass	55	7:27.978	3	1:37.185 *
Pass	69	9:03.208	4	1:35.230 *
Pass	85	10:38.198	5	1:34.990 *
Pass	97	12:13.007	6	1:34.809 *
Pass	111	13:47.392	7	1:34.385 *
Pass	124	15:21.034	8	1:33.642 *
In	137	17:03.913	9	1:42.879

No 749 MITTERHOFER Daniel (Rg=1)

Pass	29	4:40.325		
Pass	45	6:19.276	1	1:38.951 *
Pass	61	7:51.417	2	1:32.141 **
Pass	75	9:24.081	3	1:32.664
Pass	89	10:54.022	4	1:29.941 *
Pass	100	12:26.219	5	1:32.197
Pass	112	13:56.280	6	1:30.061
Pass	126	15:30.722	7	1:34.442
In	139	17:23.369	8	1:52.647
In	158	20:32.311	9	3:08.942

No 750 QUADRI François (Rg=11)

Pass	15	2:55.658		
Pass	30	4:45.567	1	1:49.909 *
Pass	46	6:28.788	2	1:43.221 *
Pass	62	8:10.441	3	1:41.653 *
Pass	78	9:53.991	4	1:43.550
Pass	94	11:38.026	5	1:44.035
Pass	107	13:22.237	6	1:44.211
Pass	122	15:05.523	7	1:43.286
Pass	134	16:48.014	8	1:42.491
Pass	147	18:27.572	9	1:39.558 *
Pass	155	20:05.551	10	1:37.979 *

No 751 HERTER Juerg (Rg=5)

Pass	14	2:45.931		
Pass	27	4:26.171	1	1:40.240 *
Pass	43	6:00.666	2	1:34.495 *
Pass	58	7:37.584	3	1:36.918
Pass	73	9:15.769	4	1:38.185
Pass	90	10:56.580	5	1:40.811
Pass	102	12:34.927	6	1:38.347
In	118	14:26.447	7	1:51.520

Lieu	Seq	Temps	Tour	Tps Tour
------	-----	-------	------	----------

No 752 POSCIA Jérôme (Rg=15)

Pass	11	2:31.291		
Pass	26	4:16.631	1	1:45.340 *
Pass	42	5:59.940	2	1:43.309 *
Pass	59	7:43.656	3	1:43.716
Pass	76	9:27.835	4	1:44.179
In	92	11:15.190	5	1:47.355
Pass	120	15:02.687	6	3:47.497
Pass	135	16:48.636	7	1:45.949
In	148	18:46.083	8	1:57.447

No 754 OERTIG Martina (Rg=12)

Pass	10	2:30.146		
Pass	24	4:10.123	1	1:39.977 *
Pass	39	5:50.526	2	1:40.403
Pass	56	7:29.386	3	1:38.860 *
Pass	72	9:12.893	4	1:43.507
Pass	88	10:53.255	5	1:40.362
Pass	103	12:38.904	6	1:45.649
Pass	116	14:18.135	7	1:39.231
Pass	131	16:03.814	8	1:45.679
Pass	142	17:42.076	9	1:38.262 *
Pass	151	19:23.944	10	1:41.868
In	161	21:07.329	11	1:43.385

No 756 (Rg=14)

Pass	9	2:22.189		
Pass	22	4:07.950	1	1:45.761 *
Pass	38	5:46.660	2	1:38.710 *
Pass	53	7:25.425	3	1:38.765
In	74	9:23.429	4	1:58.004
In	128	15:45.281	5	6:21.852
Pass	156	20:18.010	6	4:32.729

No 763 GAFNER Barbara (Rg=16)

Pass	16	3:01.859		
Pass	31	4:56.894	1	1:55.035 *
Pass	48	6:49.887	2	1:52.993 *
Pass	64	8:41.152	3	1:51.265 *
Pass	84	10:35.165	4	1:54.013
Pass	99	12:25.125	5	1:49.960 *
Pass	115	14:13.762	6	1:48.637 *
Pass	132	16:04.678	7	1:50.916
Pass	145	17:53.499	8	1:48.821
Pass	153	19:41.744	9	1:48.245 *
Pass	162	21:29.349	10	1:47.605 *


Tous les résultats sur www.afcmicro.com

AFC Micro

Page 2/3

Le 18/08/2017 à 10:19





**** GT3 CC / PSSCS / PDC **** Circuit de Dijon Prenois ****
 17,18 et 19 Août 2017
 Essais Libres PDC Séance 1
 Historique de la séance

Lieu	Seq	Temps	Tour	Tps Tour
------	-----	-------	------	----------

Lieu	Seq	Temps	Tour	Tps Tour
------	-----	-------	------	----------

No 764 GAFNER Peter (Rg=6)

Pass	33	5:21.134		
Pass	50	7:05.283	1	1:44.149 *
Pass	66	8:43.124	2	1:37.841 *
Pass	83	10:34.135	3	1:51.011
Pass	98	12:15.767	4	1:41.632
Pass	113	13:57.699	5	1:41.932
Pass	127	15:37.861	6	1:40.162
Pass	138	17:17.107	7	1:39.246
Pass	149	18:53.760	8	1:36.653 *
Pass	157	20:29.644	9	1:35.884 *

Le directeur de course

Heure d'affichage

Le responsable du chronométrage

Yvan Gaillard

Bob Di Carlo

