




Verband Schweizer Porsche Clubs

Fédération des Clubs Porsche Suisse  
Federazione Porsche Clubs Svizzera



## FEDERATION DES CLUBS PORSCHE SUISSE

\*\*\*\* GT3 CC / PSSCS / PDC \*\*\*\* Circuit de Dijon Prenois \*\*\*\*

17,18 et 19 Août 2017

Essais Libres Racing Cayman Séance 1

Historique de la séance

Lieu	Seq	Temps	Tour	Tps Tour
------	-----	-------	------	----------

### No 201 SCHMID Eric (Rg=5)

Pass	4	1:47.411		
Pass	22	3:23.162	1	1:35.751 *
Pass	40	4:52.299	2	1:29.137 *
Pass	57	6:21.899	3	1:29.600
Pass	75	7:50.023	4	1:28.124 *
Pass	95	9:17.514	5	1:27.491 *
Pass	116	10:45.057	6	1:27.543
Pass	134	12:13.451	7	1:28.394
Pass	152	13:40.973	8	1:27.522
Pass	171	15:07.935	9	<b>1:26.962</b> *
Pass	187	16:35.106	10	1:27.171
In	207	18:04.509	11	1:29.403
Pass	239	20:40.205	12	2:35.696
Pass	256	22:07.422	13	1:27.217
In	273	24:11.180	14	2:03.758

### No 204 BRAUCH Thomas (Rg=7)

Pass	12	2:12.882		
Pass	29	3:52.730	1	1:39.848 *
Pass	46	5:25.568	2	1:32.838 *
Pass	66	6:55.333	3	1:29.765 *
Pass	86	8:23.629	4	1:28.296 *
Pass	107	9:51.266	5	<b>1:27.637</b> *
In	125	11:24.421	6	1:33.155
Pass	161	14:29.061	7	3:04.640
Pass	178	15:57.003	8	1:27.942
Pass	197	17:25.080	9	1:28.077
Pass	218	18:55.237	10	1:30.157
Pass	235	20:24.675	11	1:29.438
Pass	253	21:53.312	12	1:28.637
In	269	23:43.596	13	1:50.284

### No 205 BAGNOUD Cyrille (Rg=12)

Pass	26	3:40.244		
Pass	44	5:11.798	1	1:31.554 *
Pass	63	6:43.563	2	1:31.765
Pass	82	8:13.094	3	1:29.531 *
Pass	104	9:46.319	4	1:33.225
Pass	123	11:19.680	5	1:33.361
Pass	141	12:50.060	6	1:30.380
Pass	159	14:18.991	7	1:28.931 *
Pass	176	15:49.434	8	1:30.443
Pass	195	17:17.913	9	<b>1:28.479</b> *

Lieu	Seq	Temps	Tour	Tps Tour
------	-----	-------	------	----------

Pass	217	18:48.687	10	1:30.774
In	238	20:38.382	11	1:49.695

### No 208 MOTTET Alexandre (Rg=6)

Pass	10	2:10.739		
Pass	27	3:46.088	1	1:35.349 *
Pass	45	5:15.283	2	1:29.195 *
Pass	64	6:43.819	3	1:28.536 *
Pass	83	8:13.291	4	1:29.472
Pass	103	9:41.606	5	1:28.315 *
Pass	121	11:11.386	6	1:29.780
Pass	140	12:39.021	7	<b>1:27.635</b> *
Pass	157	14:08.368	8	1:29.347
Pass	174	15:37.775	9	1:29.407
Pass	192	17:05.546	10	1:27.771
Pass	213	18:35.062	11	1:29.516
In	230	20:08.114	12	1:33.052

### No 209 ZOLIN-MEYER Marco/SCHNYDER Philipp (Rg=14)

Pass	15	2:30.299		
Pass	33	4:02.579	1	1:32.280 *
Pass	50	5:34.575	2	1:31.996 *
Pass	69	7:04.447	3	1:29.872 *
Pass	89	8:33.442	4	1:28.995 *
Pass	110	10:02.665	5	1:29.223
Pass	130	11:31.220	6	<b>1:28.555</b> *
In	145	13:04.982	7	1:33.762
Pass	190	16:57.135	8	3:52.153
Pass	211	18:26.532	9	1:29.397
Pass	229	19:55.581	10	1:29.049
Pass	248	21:25.160	11	1:29.579
Pass	264	22:58.022	12	1:32.862

### No 214 ZIMMERMANN Marcel (Rg=4)

Pass	5	1:48.927		
Pass	21	3:18.180	1	1:29.253 *
Pass	36	4:45.767	2	1:27.587 *
Pass	54	6:13.299	3	1:27.532 *
Pass	74	7:39.620	4	1:26.321 *
Pass	94	9:05.649	5	<b>1:26.029</b> *
In	114	10:31.316	6	1:25.667
Pass	148	13:25.626	7	2:54.310
Pass	167	14:52.933	8	1:27.307
Pass	181	16:22.063	9	1:29.130

Tous les résultats sur [www.afcmicro.com](http://www.afcmicro.com)

AFC Micro

Page 1/4


Le 18/08/2017 à 09:33





Verband Schweizer Porsche Clubs

Fédération des Clubs Porsche Suisse  
Federazione Porsche Clubs Svizzera



\*\*\*\* GT3 CC / PSSCS / PDC \*\*\*\* Circuit de Dijon Prenois \*\*\*\*

17,18 et 19 Août 2017

Essais Libres Racing Cayman Séance 1

Historique de la séance

Lieu	Seq	Temps	Tour	Tps Tour
------	-----	-------	------	----------

**No 214 ZIMMERMANN Marcel (Rg=4)**

Pass	201	17:51.762	10	1:29.699
Pass	222	19:19.005	11	1:27.243
Pass	240	20:46.292	12	1:27.287
Pass	258	22:14.298	13	1:28.006
In	272	23:53.458	14	1:39.160

**No 215 PORRET Michel (Rg=10)**

Pass	8	2:05.777		
Pass	24	3:38.585	1	1:32.808 *
Pass	42	5:09.498	2	1:30.913 *
Pass	61	6:39.870	3	1:30.372 *
Pass	80	8:09.599	4	1:29.729 *
Pass	99	9:39.790	5	1:30.191
Pass	120	11:08.281	6	1:28.491 *
Pass	139	12:36.889	7	1:28.608
In	158	14:08.364	8	1:31.475
Pass	209	18:24.880	9	4:16.516
Pass	227	19:53.629	10	1:28.749
Pass	245	21:22.337	11	1:28.708
Pass	262	22:50.534	12	1:28.197 *

**No 216 HEIM Stephan (Rg=2)**

Pass	16	2:58.307		
Pass	37	4:46.317	1	1:48.010 *
Pass	59	6:27.986	2	1:41.669 *
Pass	77	7:54.639	3	1:26.653 *
Pass	97	9:24.548	4	1:29.909
Pass	117	10:52.244	5	1:27.696
Pass	135	12:18.726	6	1:26.482 *
In	153	13:43.662	7	1:24.936
Pass	200	17:45.995	8	4:02.333
Pass	221	19:12.284	9	1:26.289 *
Pass	236	20:38.345	10	1:26.061 *
Pass	254	22:04.030	11	1:25.685 *
In	270	23:50.570	12	1:46.540

**No 219 OERTIG Benno (Rg=16)**

Pass	19	3:10.979		
Pass	39	4:50.499	1	1:39.520 *
Pass	58	6:26.361	2	1:35.862 *
Pass	79	8:00.402	3	1:34.041 *
Pass	98	9:34.285	4	1:33.883 *
Pass	119	11:06.083	5	1:31.798 *
Pass	138	12:36.731	6	1:30.648 *
Pass	156	14:08.087	7	1:31.356

Lieu	Seq	Temps	Tour	Tps Tour
------	-----	-------	------	----------

Pass	175	15:39.609	8	1:31.522
Pass	193	17:09.522	9	1:29.913 *
Pass	215	18:41.365	10	1:31.843
Pass	231	20:11.946	11	1:30.581
Pass	250	21:40.646	12	1:28.700 *
In	266	23:16.917	13	1:36.271

**No 220 SCHETTY Patrick (Rg=8)**

Pass	13	2:16.000		
Pass	31	3:55.722	1	1:39.722 *
Pass	48	5:28.595	2	1:32.873 *
Pass	67	6:57.404	3	1:28.809 *
Pass	87	8:25.346	4	1:27.942 *
Pass	108	9:52.987	5	1:27.641 *
Pass	127	11:26.134	6	1:33.147
Pass	142	12:59.176	7	1:33.042
In	162	14:29.365	8	1:30.189
Pass	194	17:10.957	9	2:41.592
Pass	214	18:39.995	10	1:29.038
Pass	232	20:12.138	11	1:32.143
Pass	251	21:40.854	12	1:28.716
In	267	23:18.895	13	1:38.041

**No 221 KASPER Paul (Rg=11)**

Pass	7	2:05.768		
Pass	25	3:38.875	1	1:33.107 *
Pass	43	5:09.707	2	1:30.832 *
Pass	62	6:40.190	3	1:30.483 *
Pass	81	8:09.915	4	1:29.725 *
Pass	100	9:40.241	5	1:30.326
In	122	11:12.813	6	1:32.572
Pass	164	14:39.200	7	3:26.387
Pass	180	16:08.746	8	1:29.546 *
Pass	199	17:37.788	9	1:29.042 *
Pass	220	19:09.073	10	1:31.285
Pass	237	20:38.490	11	1:29.417
Pass	255	22:06.855	12	1:28.365 *
In	271	23:51.919	13	1:45.064

**No 222 MORF Philippe (Rg=9)**

Pass	65	6:46.069		
Pass	85	8:18.296	1	1:32.227 *
Pass	106	9:50.103	2	1:31.807 *
Pass	128	11:26.805	3	1:36.702
Pass	143	13:01.960	4	1:35.155
Pass	163	14:33.888	5	1:31.928
Pass	179	16:04.448	6	1:30.560 *
Pass	198	17:34.180	7	1:29.732 *

Tous les résultats sur [www.afcmicro.com](http://www.afcmicro.com)

AFC Micro

Page 2/4


Le 18/08/2017 à 09:33





Verband Schweizer Porsche Clubs

Fédération des Clubs Porsche Suisse  
Federazione Porsche Clubs Svizzera



\*\*\*\* GT3 CC / PSSCS / PDC \*\*\*\* Circuit de Dijon Prenois \*\*\*\*

17,18 et 19 Août 2017

Essais Libres Racing Cayman Séance 1

Historique de la séance

Lieu	Seq	Temps	Tour	Tps Tour
------	-----	-------	------	----------

**No 222 MORF Philippe (Rg=9)**

Pass	219	19:02.301	8	1:28.121 *
In	242	20:51.907	9	1:49.606

**No 223 LUALDI Matteo (Rg=18)**

Pass	9	2:08.579		
Pass	30	3:52.745	1	1:44.166 *
Pass	47	5:28.192	2	1:35.447 *
Pass	70	7:08.108	3	1:39.916
Pass	90	8:43.500	4	1:35.392 *
Pass	111	10:17.977	5	1:34.477 *
Pass	131	11:51.713	6	1:33.736 *
Pass	149	13:25.745	7	1:34.032
Pass	168	14:58.230	8	1:32.485 *
Pass	184	16:29.463	9	1:31.233 *
Pass	206	18:04.218	10	1:34.755
Pass	225	19:36.137	11	1:31.919
In	246	21:22.398	12	1:46.261

**No 224 ROETHLISBERGER Alain (Rg=17)**

Pass	6	1:54.178		
Pass	23	3:29.493	1	1:35.315 *
Pass	41	5:01.458	2	1:31.965 *
Pass	60	6:37.342	3	1:35.884
Pass	84	8:13.603	4	1:36.261
In	105	9:48.408	5	1:34.805
Pass	137	12:27.138	6	2:38.730
Pass	155	13:59.445	7	1:32.307
Pass	173	15:31.799	8	1:32.354
Pass	191	17:03.190	9	1:31.391 *
Pass	212	18:33.836	10	1:30.646 *
In	234	20:19.928	11	1:46.092

**No 226 FISCHLI Dominik (Rg=3)**

Pass	3	1:47.375		
Pass	20	3:15.580	1	1:28.205 **
Pass	35	4:44.529	2	1:28.949
Pass	53	6:11.003	3	1:26.474 **
Pass	73	7:37.167	4	1:26.164 *
Pass	93	9:03.182	5	1:26.015 *
Pass	113	10:30.661	6	1:27.479
In	132	11:55.936	7	1:25.275
Pass	160	14:25.324	8	2:29.388
Pass	177	15:51.825	9	1:26.501
Pass	196	17:19.648	10	1:27.823
Pass	216	18:46.194	11	1:26.546

Lieu	Seq	Temps	Tour	Tps Tour
------	-----	-------	------	----------

Pass	233	20:13.892	12	1:27.698
Pass	252	21:41.581	13	1:27.689
In	268	23:19.812	14	1:38.231

**No 230 MISBACH Laurent (Rg=15)**

Pass	18	3:05.420		
Pass	38	4:46.871	1	1:41.451 *
Pass	56	6:19.853	2	1:32.982 *
Pass	76	7:51.809	3	1:31.956 *
Pass	96	9:23.563	4	1:31.754 *
Pass	118	10:53.629	5	1:30.066 *
Pass	136	12:22.251	6	1:28.622 *
Pass	154	13:51.322	7	1:29.071
Pass	172	15:20.808	8	1:29.486
Pass	188	16:51.121	9	1:30.313
Pass	208	18:21.638	10	1:30.517
Pass	226	19:52.745	11	1:31.107
In	249	21:35.210	12	1:42.465

**No 231 RENDULIC Leonard (Rg=13)**

Pass	51	5:56.521		
Pass	72	7:29.936	1	1:33.415 *
Pass	92	9:01.842	2	1:31.906 *
Pass	115	10:33.201	3	1:31.359 *
Pass	133	12:03.010	4	1:29.809 *
Pass	150	13:33.096	5	1:30.086
Pass	169	15:02.206	6	1:29.110 *
Pass	186	16:31.188	7	1:28.982 *
Pass	203	18:00.713	8	1:29.525
Pass	224	19:29.362	9	1:28.649 *
Pass	243	20:57.858	10	1:28.496 *
In	261	22:41.446	11	1:43.588

**No 232 HIRSCHI Pierre (Rg=1)**

Pass	2	1:32.938		
Pass	17	3:02.411	1	1:29.473 **
Pass	34	4:29.751	2	1:27.340 **
Pass	52	5:56.944	3	1:27.193 *
Pass	71	7:24.733	4	1:27.789
Pass	91	8:51.672	5	1:26.939 *
In	112	10:20.304	6	1:28.632
Pass	151	13:39.178	7	3:18.874
Pass	170	15:03.879	8	1:24.701 **
Pass	185	16:29.467	9	1:25.588
Pass	202	17:57.940	10	1:28.473
Pass	223	19:22.664	11	1:24.724
Pass	241	20:47.471	12	1:24.807
In	257	22:10.483	13	1:23.012


Tous les résultats sur [www.afcmicro.com](http://www.afcmicro.com)

AFC Micro

Page 3/4

Le 18/08/2017 à 09:33





\*\*\*\* GT3 CC / PSSCS / PDC \*\*\*\* Circuit de Dijon Prenois \*\*\*\*

17,18 et 19 Août 2017

Essais Libres Racing Cayman Séance 1

Historique de la séance

Lieu	Seq	Temps	Tour	Tps Tour
------	-----	-------	------	----------

**No 243 HAMMER Renato (Rg=19)**

Pass	102	9:41.152		
Pass	126	11:25.547	1	1:44.395 *
Pass	147	13:07.406	2	1:41.859 *
Pass	166	14:46.879	3	1:39.473 *
Pass	183	16:24.538	4	<b>1:37.659 *</b>
In	205	18:03.449	5	1:38.911
Pass	259	22:28.958	6	4:25.509

Lieu	Seq	Temps	Tour	Tps Tour
------	-----	-------	------	----------

**No 244 REGGIANI Ivan (Rg=20)**

Pass	101	9:40.313		
Pass	124	11:24.543	1	1:44.230 *
Pass	146	13:05.973	2	1:41.430 *
Pass	165	14:45.538	3	1:39.565 *
Pass	182	16:24.219	4	<b>1:38.681 *</b>
In	204	18:01.806	5	1:37.587
Pass	260	22:29.441	6	4:27.635

**No 245 LONGA Giuliano (Rg=22)**

In	78	7:59.579		
Pass	244	21:22.219	1	13:22.640 *
Pass	265	23:02.423	2	<b>1:40.204 *</b>

**No 247 DÄNZER Simon (Rg=21)**

Pass	11	2:12.151		
Pass	28	3:51.421	1	<b>1:39.270 *</b>
In	55	6:15.688	2	2:24.267

Le directeur de course

Heure d'affichage

Le responsable du chronométrage

Yvan Gaillard

Bob Di Carlo

Tous les résultats sur [www.afcmicro.com](http://www.afcmicro.com)

